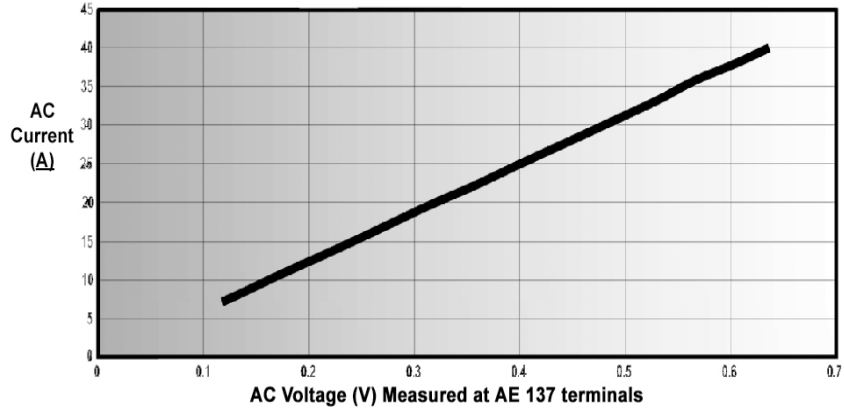


# Savcor Surge Diverter



AC Conductance-Pipeline Surge Diverter  
Temperature 20 C



**Application:**

The Savcor Surge Diverter has been designed for the following specific applications:

AC voltage rise mitigation.

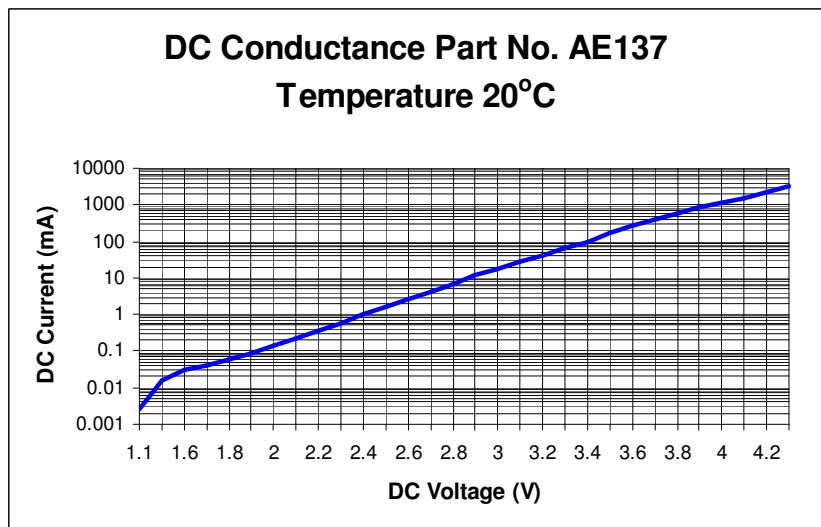
- Lightning protection
- DC decoupling of earthing systems
- AC Grounding of electrical equipment / structures
- Insulated joint / flange protection
- DC decoupling of cathodically protected structures

The surge diverter is designed to be mounted in standard outdoor type enclosures to facilitate termination of structure / earth cabling. Ex 'D' enclosure to suit hazardous area application also available.

*Pictures*

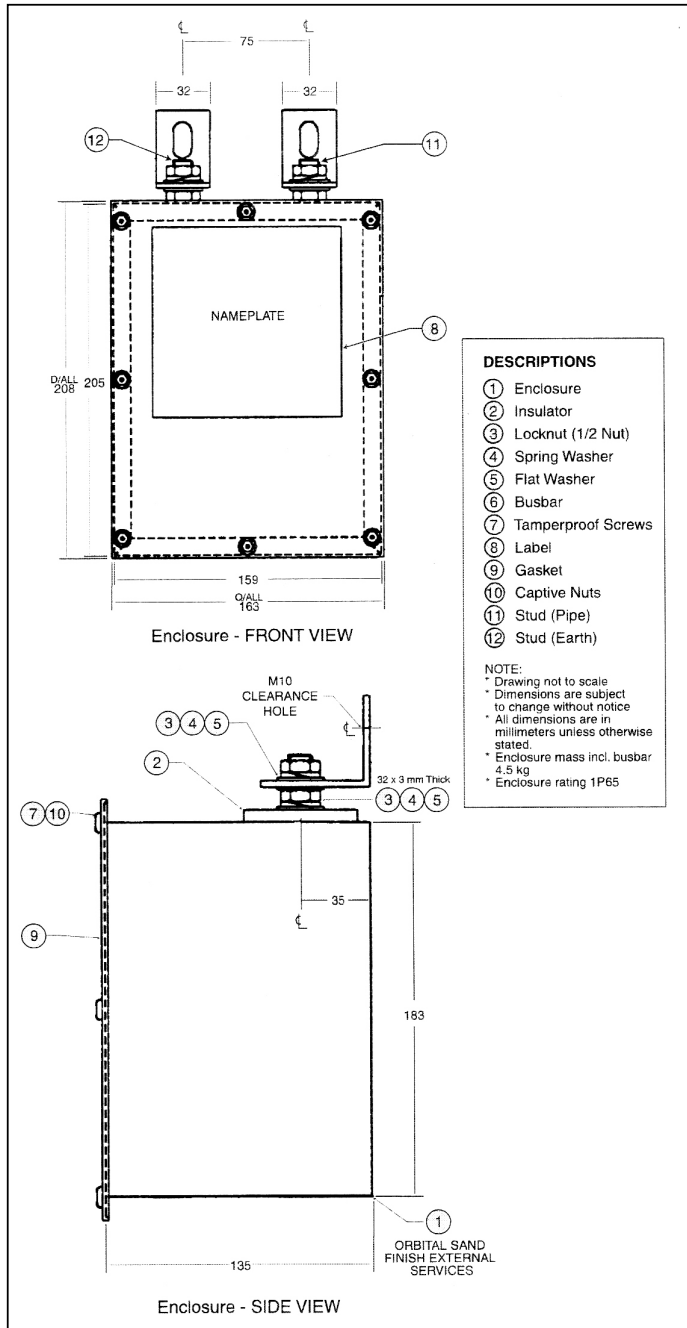
1. Savcor surge diverter
2. AC Conductance Chart
3. DC Conductance Chart

DC Conductance Part No. AE137  
Temperature 20°C



|                            |                     |                   |                        |                    |
|----------------------------|---------------------|-------------------|------------------------|--------------------|
| Vic/Tas/SA<br>03 9993 7500 | NSW<br>02 9663 2322 | NZ<br>09 414 5080 | QLD/NT<br>07 3890 8533 | WA<br>08 9248 8999 |
|----------------------------|---------------------|-------------------|------------------------|--------------------|

All written data and statements herein are provided in good faith and believed to be reliable and appropriate at the time of drafting this document. However it is given without implied or express guarantee. Potential uses are urged to trial and /or conduct conformity test of the product to deem its suitable in application for a particular end use prior to purchase.



### Construction

- Solid state components designed to be completely maintenance free during service life.
- 315 Stainless Steel housing. Individual components' serviceable by authorised repair centre
- Ambient temperature rating 0°C to +50°C
- External copper bus bars configured to enclosure requirements.
- Alternative mounting and terminal configurations available.

### Electrical

- Rated to pass standard 1.2/50µs lightning stroke.
- Design maximum terminal voltage rise less than 250V

### AC Steady State

- Rated to pass minimum 40A RMS 50Hz continuously.
- Symmetric configuration of solid-state pass elements.
- Design maximum terminal voltage rise 15-20V.

### AC Fault Current

- Rated to pass minimum 3.5KA AC 50Hz for 0.5 sec (500ms)

### Conductance

- Maximum 30 milliohms AC impedance of sub-assembly at 50Hz, 20°C.
- Maximum DC conductance of 1mA at 2.0V, 20°C forward bias voltage (refer graph for DC conductance V/I characteristic).
- Minimum breakdown voltage of sub-assembly case to enclosure of 1.0Kv.

### Dimensions

- Dimensions nominal 175 x 200 x 150, weight 4.5kg

### Certification:

Test certificates are issued with each sub-assembly covering following tests.

- DC conductance V/I at 1.5V, 2.0V
- AC current pass 40A RMS
- Components assembly and polarity verification.

|                            |                     |                   |                        |                    |
|----------------------------|---------------------|-------------------|------------------------|--------------------|
| Vic/Tas/SA<br>03 9993 7500 | NSW<br>02 9663 2322 | NZ<br>09 414 5080 | QLD/NT<br>07 3890 8533 | WA<br>08 9248 8999 |
|----------------------------|---------------------|-------------------|------------------------|--------------------|

All written data and statements herein are provided in good faith and believed to be reliable and appropriate at the time of drafting this document. However it is given without implied or express guarantee. Potential users are urged to trial and /or conduct conformity test of the product to deem its suitable in application for a particular end use prior to purchase.